

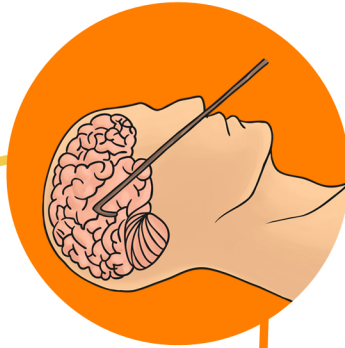
MUMMIFICATION PROCESS

FROM BODY TO BURIAL

1. The body was put on a table and it would be washed and purified.



2. They would then take out the organs, leaving only the heart. The brain would be taken out through the nose using a hook.



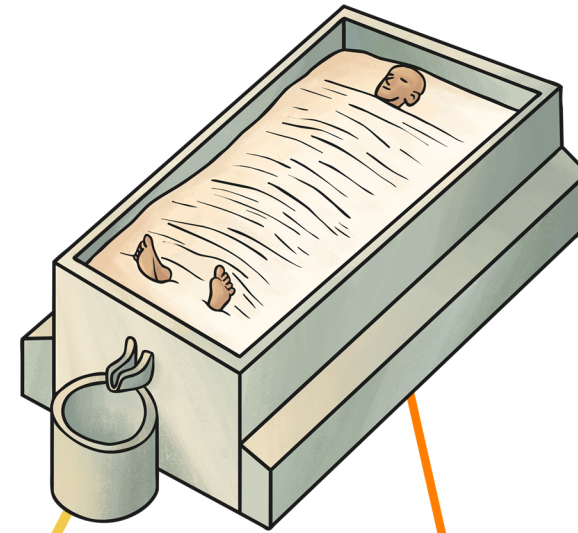
3. At this point, the body was filled with stuffing ready for the next stage.

Some of the organs removed from the body were placed in special jars called canopic jars. The jars were carved into the shape of the four sons of Horus – one of the ancient Egyptian gods. Each one protected a different organ.

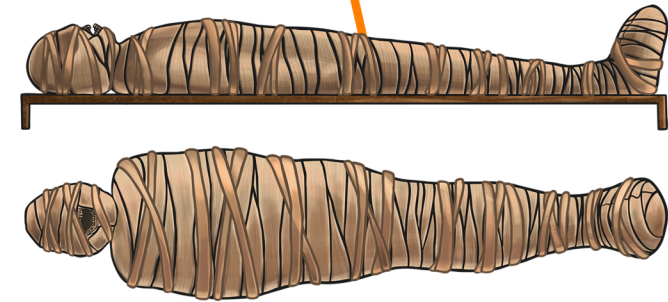


- a.** Duamatef has the head of a jackal and it protects the stomach.
- b.** Imsety has a human head and he guards the liver.
- c.** Qebehsenuef had a falcon's head and protected the intestines.
- d.** Hapi, with the baboon head protects the lungs.


The four jars would be put in a chest and left in the tomb with the mummy.



4. The body was placed in a bath of a substance called natron. The natron would be used to dry up the rest of the moisture in the body.



5. After about 40 days, the stuffing in the body was removed and sawdust of linen was put in. The mummy was then wrapped in long rolls of linen and then covered in a sheet called a shroud.



6. Finally, the body was placed in a large stone coffin called a sarcophagus which was inside the tomb.